
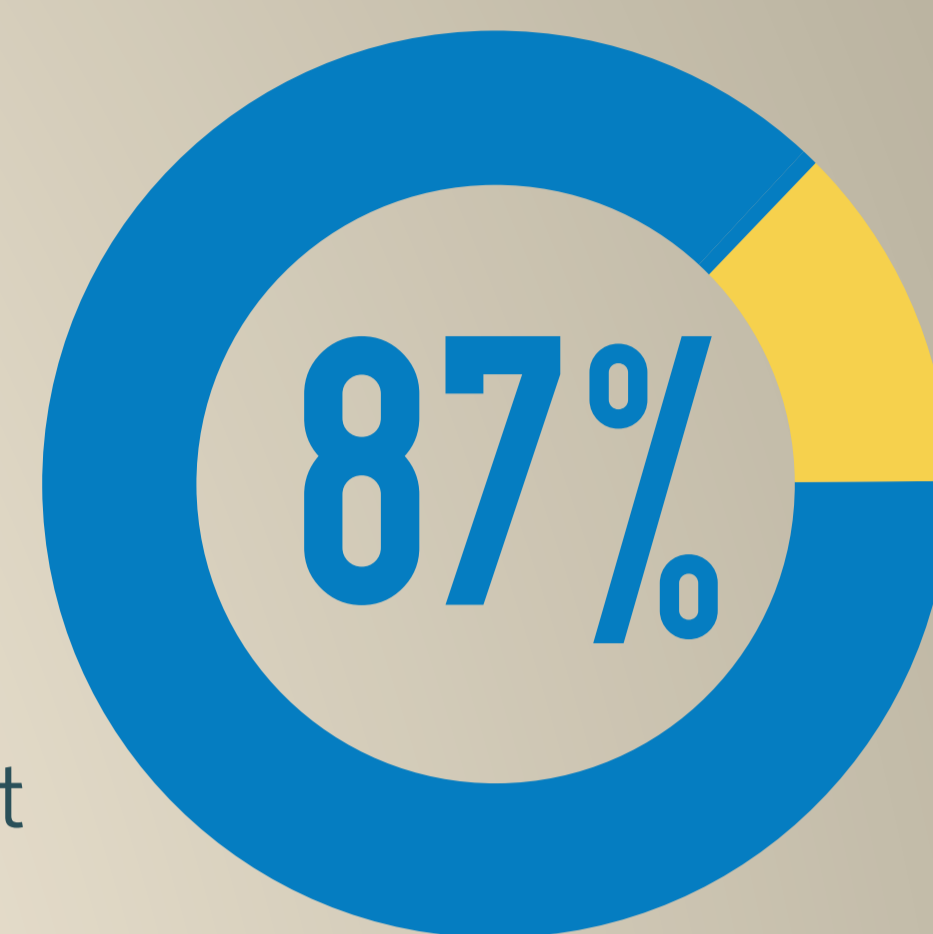


# 2017 Highlights

## Economic Impact Analysis of Clean Energy Development in North Carolina




Since 2007, 87% of renewable energy project investments >\$1M were in Tier 1 and Tier 2 counties; truly, an economic development success story for the most rural parts of the state.



### \$10 billion invested in clean energy development

Between 2007 and 2016, NC saw approximately \$10 billion invested in clean energy development leading to a total economic impact of nearly \$20 billion. These investments were 16 times larger than the state incentives that helped to support them.

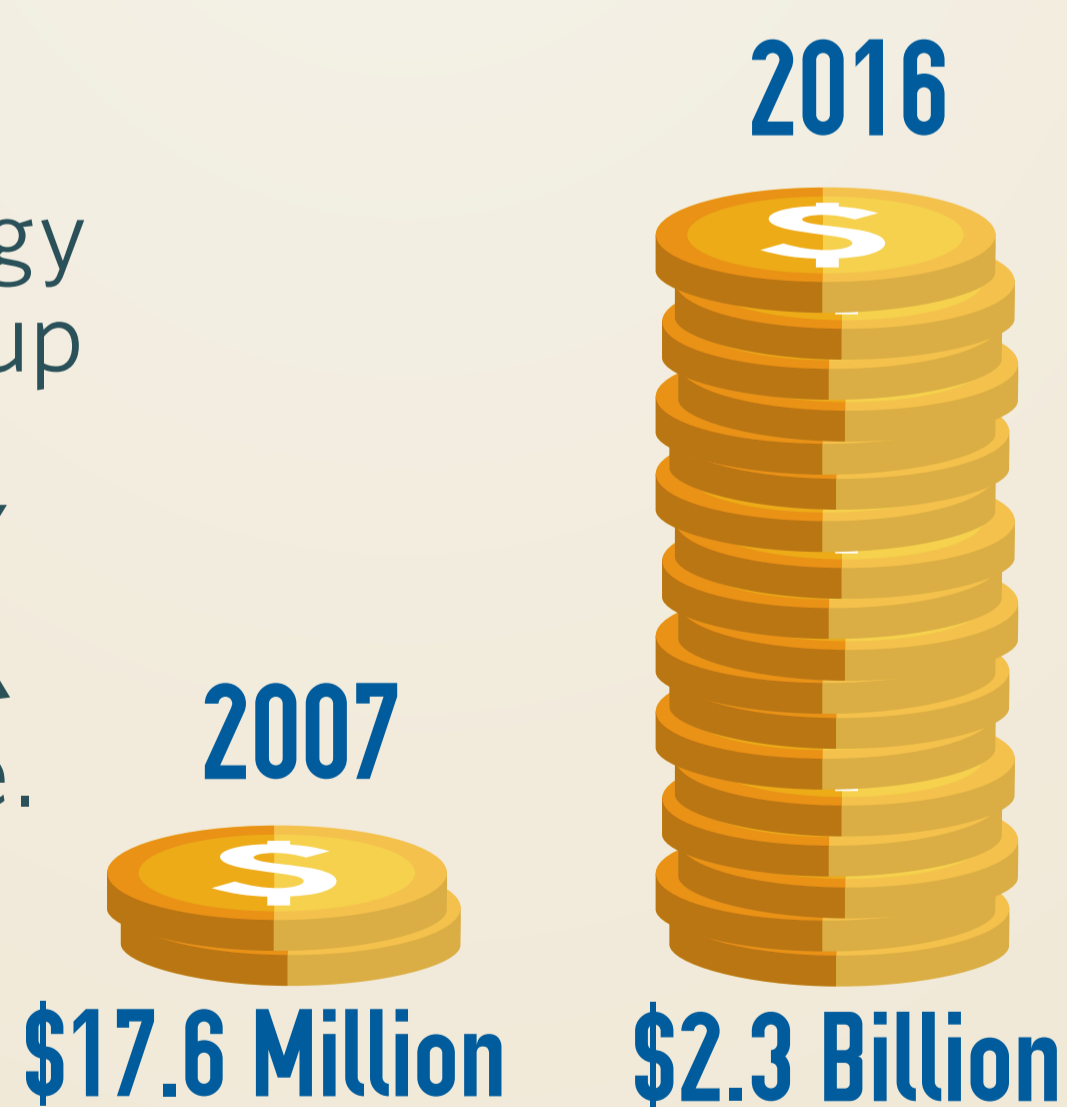


### Top 15 Counties for Clean Energy Projects Valued at Over \$1 Million (2007-2016)

County	\$ Invested in Millions
Duplin	750.2
Robeson	483.3
Catawba	430
Edgecombe	287.8
Cumberland	277.6
Pasquotank	260.2
Rutherford	242.4
Nash	229.7
Bladen	229.1
Wayne	218.2
Perquimans	207.8
Scotland	206.9
Cleveland	184.7
Richmond	181.4
Beaufort	180

NC renewable energy project investments up

**123x**  
in the past decade.



NC SUSTAINABLE ENERGY ASSOCIATION